































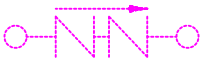




Potable Water		Reclaim Water		Gravity Sewer		Force Sewer		Storm Water	
Line	Layer Name (Color Code)	Line	Layer Name (Color Code)	Line	Layer Name (Color Code)	Line	Layer Name (Color Code)	Line (See Note 3)	Layer Name (Color Code)
	x-2-W (140)		x-2-R (191)		x-2-GS (61)		x-2-FS (60)		x-15-SW (131)
	x-4-W (150)		x-4-R (200)		x-4-GS (71)		x-4-FS (70)		x-18-SW (141)
	x-6-W (160)		x-6-R (201)		x-6-GS (81)		x-6-FS (80)		x-21-SW (151)
	x-8-W (180)		x-8-R (211)		x-8-GS (91)		x-8-FS (100)		x-24-SW (161)
	x-10-W (190)		x-10-R (221)		x-10-GS (101)		x-10-FS (62)		x-27-SW (171)
	x-12-W (142)		x-12-R (220)		x-12-GS (63)		x-12-FS (72)		x-30-SW (181)
	x-14-W (152)		x-14-R (231)		x-14-GS (73)		x-14-FS (82)		x-36-SW (133)
	x-16-W (162)		x-16-R (230)		x-16-GS (83)		x-16-FS (92)		x-42-SW (143)
	x-18-W (172)		x-18-R (241)		x-18-GS (93)		x-18-FS (102)		x-48-SW (153)
	x-20-W (182)		x-20-R (240)		x-20-GS (103)		x-20-FS (112)		x-54-SW (163)
	x-service-W (blue)		x-service-R (magenta)		x-service-GS (green)				
Block	Layer Name (Blue)	Block	Layer Name (Magenta)	Block	Layer Name (Green)	Block	Layer Name (Green)	Block	Layer Name (Cyan)
	x-meter-single-W		x-meter-single-R		x-lateral-single-GS		x-liftstation-major-FS (See Note 4)		x-p1-left-SW
	x-meter-double-W		x-meter-double-R		x-lateral-double-GS		x-liftstation-minor-FS (See Note 4)		x-p1-right-SW
	x-meter-1-1.5-W		x-meter-1-1.5-R		x-cleanout-GS		x-fitting-vertical-FS		x-p2-SW
	x-meter-≥2-W		x-meter-≥2-R		x-manhole-standard-GS		x-fitting-11.25-FS		x-p3-left-SW

Notes:

- Copy table into CAD drawing to use blocks and match properties to asbuilt drawing. Purge all unused blocks and layers once asbuilt table has been removed from drawing.
- All annotative text shall be in a separate layer for each utility in the respective color.
- Storm water pipe wall lines are offset from the center line based on the diameter of the pipe in feet.
- Lift Station blocks can be scaled in respect to the size of constructed Lift Station.
- The Temporary Jumper block shall only be used when reclaim pipes are being supplied with potable water through an RPZ backflow device.

SHEET	CITY OF OCOEE As-Built Table	
T1		
1 of 3	Standard Attributes Table for As-Builts	
DATE: November 2021	SCALE:	N.T.S.



	x-fitting-vertical-W		x-fitting-vertical-R		x-manhole-large-GS		x-fitting-22.5-FS		x-p3-right-SW
	x-fitting-11.25-W		x-fitting-11.25-R				x-fitting-45-FS		x-p4-SW
	x-fitting-22.5-W		x-fitting-22.5-R				x-fitting-90-FS		x-manhole-SW
	x-fitting-45-W		x-fitting-45-R				x-fitting-wye-FS		x-catchbasine-SW
	x-fitting-90-W		x-fitting-90-R				x-fitting-tee-FS		
	x-fitting-tee-W		x-fitting-tee-R				x-fitting-cross-FS		
	x-fitting-cross-W		x-fitting-cross-R				x-fitting-reducer-FS		
	x-fitting-reducer-W		x-fitting-reducer-R				x-fitting-cap-FS		
	x-fitting-cap-W		x-fitting-cap-R				x-fitting-sleeve-FS		
	x-fitting-sleeve-W		x-fitting-sleeve-R				x-valve-plug-FS		
	x-valve-gate-W		x-valve-gate-R				x-backflow-rpz-FS		
	x-backflow-rpz-W		x-backflow-rpz-R				x-tapsaddle&valve-FS		
	x-backflow-ddcv-W (red)		x-tempjumper-rpz-W-R (blue & magenta) (See Note 5)				x-arv-FS		

SHEET

T2

2 of 3


CITY OF OCOEE

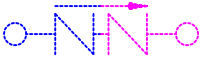


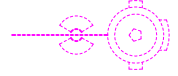
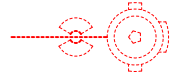

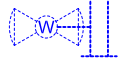


As-Built Table

Standard Attributes Table for As-Builts

DATE: November 2021

SCALE: N.T.S.



	x-tempjumper-rpz-W-R (blue & magenta) (See Note 5)		x-blowoff-R						
	x-blowoff-W		x-hydrant-R						
	x-hydrant-W (red)		x-tapsaddle&valve-R						
	x-tapsaddle&valve-W		x-arv-R						
	x-arv-W								