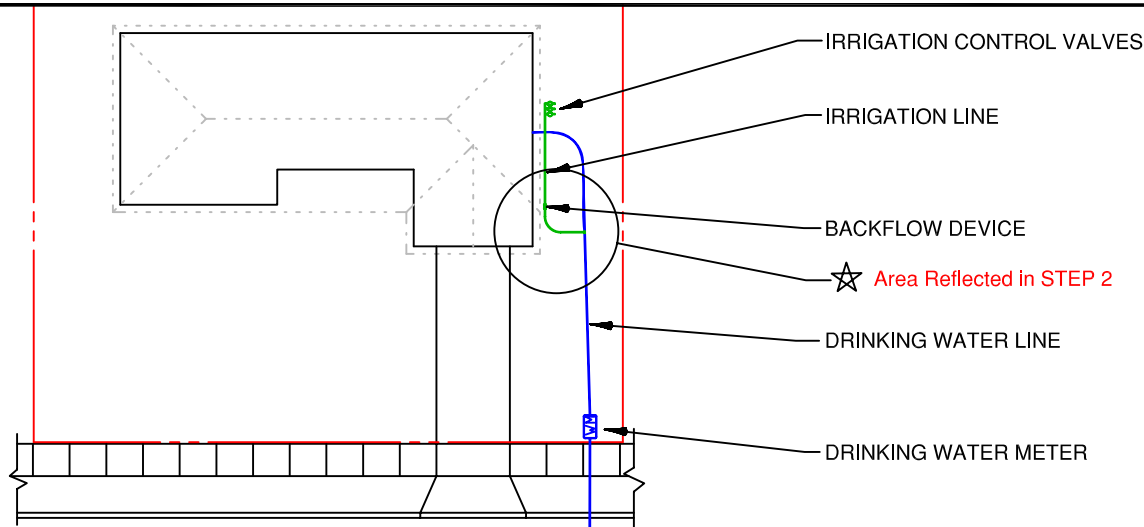


City of Ocoee Utilities Department General Instruction to Connect to Reclaim Service



Typical Home Water and Irrigation Plumbing



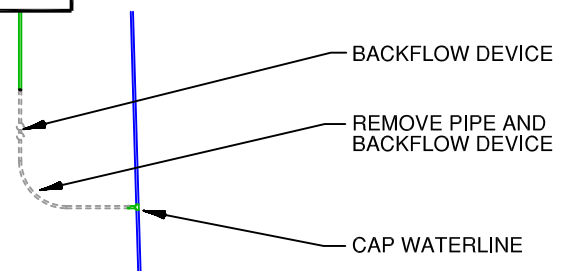
This document should only be used for general guidance in what is needed to disconnect an irrigation system from the drinking water line; and then reconnecting the irrigation system to a reclaim water meter. While many homeowners have been successful in completing the work described herein, it is the responsibility of the homeowner to become thoroughly familiar with the locations of the irrigation system, existing material used in water and irrigation lines, obstructions (trees, sidewalks, driveways, etc.) that may effect installation of the piping, the material to be used, and construction methods.

Typical Directions for Connecting to Reclaim Water

STEP 1.

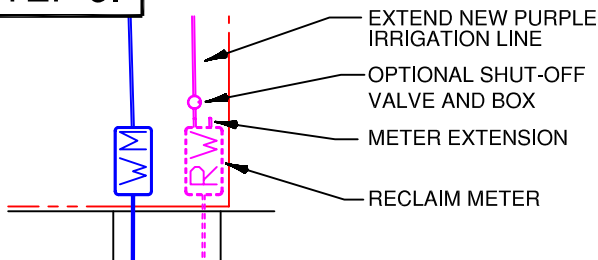
1. Call 48 hours before digging "SUNSHINE ONE" for underground utilities @ 1 (800) 432-4770.
2. Call the City at (407) 905 -3100 ext. 4002 or 4000 to coordinate and schedule water turn ons/offs and inspections before beginning work.
3. Measure lengths, estimate, and procure needed material to perform the work. It is recommended, but not required to have an owners-side shut off valve installed in a valve box behind the meter. Also, if desired, an inground inclosed hose bib with a quick connect can be installed sperate valve box next to house.
4. Procure or have on hand material and tools to complete work.
5. Note: It is very important through all phases of the work both systems are checked and re-checked for leaks.

STEP 2.



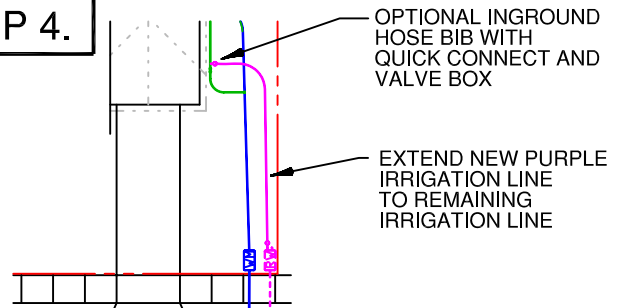
1. Call City (407) 905 -3100 ext. 4000 to schedule water turn on and off before beginning work.
2. Locate irrigation's line connection to drinking water line and cut and cap pipe (drinking water side.) See the "STAR" area in the overall diagram.
3. Locate and cut irrigation line beyond backflow device. Remove device and piping.

STEP 3.



1. Locate the reclaim meter box (purple top) and find the meter extension on the owner's side of the box.
2. Connect new purple reclaim irrigation piping to meter extension.

STEP 4.



1. Extend new purple (pvc) irrigation line to existing irrigation line and connect lines.
2. Call for City Inspection at (407) 905-4100 ext 4202.
3. After sucessful inspection reset irrigation timer.